

STI Allianz

Getting access to the service

Each Participant of the TFI Funds can access an online service that allows him to view information about his funds and to submit a wide range of permissible orders and instructions. With a view to the security of funds, additional verification of the Participant's identity using one of the methods described below is necessary.

To access the Allianz Transaction and Information Service (STI Allianz) at: <https://sti.allianz.pl> select "Register Individual User".

Nie masz jeszcze konta?



Jeśli nie masz jeszcze konta do platformy dystrybucyjnej, dowiedz się więcej lub załóż konto.

[Zarejestruj użytkownika indywidualnego](#)

[Zarejestruj użytkownika instytucjonalnego](#)

Panel logowania

Login

[Nie pamiętam loginu](#)

Hasło

[Nie pamiętam hasła](#) [Zaloguj](#)

Next, you need to provide your basic personal information, followed by a choice of how to verify your identity by:



Autopay (transfer PLN 1)




mojeID




paper contract

Weryfikacja tożsamości

Jak chcesz zweryfikować swoje dane?

 Zarejestruj się przez mojeID

 Przelew za złotówkę (Autopay)

[Wstecz](#) [Dalej](#)



mojeID


















The mojeID service enables remote identity verification in a fast, secure, and convenient way. It is a solution developed by the Krajowa Izba Rozliczeniowa (KIR) in Poland, allowing users to confirm their identity online using their banking credentials.

1. After selecting the registration method via mojeID, you will be redirected to the next step, where a screen displaying a list of available banks will appear. ↓

" During the identity verification process, users are required to consent to the transfer of their data to the STI Allianz Service via KIR as part of the national electronic identification scheme. This is necessary for verifying the data required for registration to the STI Allianz service.

" Next, follow the on-screen instructions. After verification, information about the verification status will be displayed.

2. Choose their bank and proceed with the login process. ↓

 Bank Polski			 Bank Pekao	 Grupa BPS <small>Banki Spółdzielcze - Bank BPS</small>
 SGB <small>Banki Spółdzielcze</small>		 VELO <small>BANK</small>	 BOŚ <small>BANK</small>	 BNP PARIBAS
 BANK SPÓŁDZIELCZY w BRZEŹNIE	 CREDIT AGRICOLE	 ERSTE	 ALIOR BANK	 KASA STEF CZYKA
 Millennium Bank	 Bank Pocztowy			



Positive verification: You will proceed to the next stage of registration, where you will be asked to set up a username and password. After confirming the details with an SMS code, you will be redirected to the STI Allianz Service and will immediately gain access to information about your funds.




Negative verification: This usually occurs when the data entered earlier does not match the data available in electronic banking.



Autopay (verification through PLN 1)

Select the bank from which the transfer will be made. After correct verification, the transfer of PLN 1 is automatically returned to the Participant's account.

Verification by wire transfer available for banks:



- Data from the bank account from which the transfer will be made (name and surname) must be the same as the data recorded in the Participants' register.
- If you select the icon of a specific bank - you will be automatically directed to the electronic banking login page. After logging in, the transfer data will be completed automatically, you just need to approve the transfer order for PLN 1.
- If you select the icon "I have an account with another bank" - will be displayed data to complete a self-transfer, it is very important to indicate the appropriate title of the transfer. A QR code will also be available for auto-complete data when ordering a transfer in the banking application.

Note, verification by PLN 1 transfer is possible only for banks based in Poland.

Usually the verification process does not take more than 2 minutes. If this time is longer an appropriate message will appear and will be sent an email about the result of the verification and information on next steps.



Paper contract

This method of verification is designed for:

- Participants who do not have Polish citizenship/do not have a PESEL number,
- Individual minor participants,
- Institutional participants.

Paper contract registration is done by filling out the form on the website. Upon completion of the registration, we will provide a pdf file with the contract, which you must print, sign and then submit to the nearest Allianz Branch.

If you have any questions, please contact us:

+48 22 541 75 75 fundusze.ppk@allianz.pl